

ESTATE ENTRANCES BY WINDOOR®

*ARRIVE HOME  
TO BEAUTY &  
PRECISION.*



**WINDOOR®**  
OPENING POSSIBILITIES.

450 ESTATE SERIES

# ENTRANCE DOORS



ESTATE ENTRANCES

## STRENGTH, REFINED.

Exceptionally easy to maintain and designed to last, Estate Entrances by WinDoor® offer beauty, security, and strength. We also test our products to meet Miami-Dade's stringent impact-resistance requirements.

- *Easy opening with heavy-duty hinges*
- *Strength and security*
- *Modular design with matching sidelite options*

### HARDWARE

- Residential
- 4 - 1/2" x 4" hinges (solid brass or stainless-steel)
- Patented 3-point lock mechanism

### FRAME DEPTH/TYPES

4-1/2"; Equal Leg

### MAX SIZE

Single: 38 - 9/16" x 120 - 3/4"\*

Double: 74 - 1/2" x 120 - 3/4"\*

### CONFIGURATIONS:

X, XX, Sidelites, Transoms

## CUSTOMIZABLE OPTIONS

- In-swing configuration
- Extruded double-applied raised-profile 1" and 3 - 1/2" muntins\*
- True horizontal muntin (4 - 5/8" wide)
- 1/2" thick combinations aluminum/wood panel (in lieu of glass)
- Free-Standing and Self-Mating Sidelites and Transoms
- Simulated Louvered Panel accent
- Residential Saddle or ADA Saddle thresholds (not rated for water resistance)
- Muntin grids inside insulated glass (GBGs)
- Jackson series 2086 concealed vertical rod exit devices

\* Not applicable with insulated glass

**ESTATE ENTRANCES: CONTEMPORARY**

# *MAKE IT MODERN.*

Elevate your home with Estate Entrances modern contemporary styles. Opt for sleek lines and minimalist details to make a bold impression.

*Note: Images may not be accurate representations of wood color, grain direction, or muntin thickness.*

---




**ESTATE ENTRANCES: TRADITIONAL**

# *EMBRACE ELEGANT.*

Complement the classic look of your home with Estate Entrances elegant traditional styles. Explore designs that stand the test of time.

*Note: Images may not be accurate representations of wood color, grain direction, or muntin thickness.*

---



# A NICE TOUCH.

## DOOR HARDWARE

Every angle, every dimension — details make the difference. Choose from levers, locks, and handlesets.

### LADDER PULL

Satin Nickel, Bronze, and Black hardware finishes available.



### MINNEAPOLIS LEVER AND DEADBOLT

Satin Nickel PVD, Venetian Bronze, and Black hardware finishes available.



### MINNEAPOLIS DELUXE HANDLESET

Satin Nickel PVD, Venetian Bronze, and Black hardware finishes available.




### MINNEAPOLIS ELECTRONIC DELUXE HANDLESET & Z-WAVE DEADBOLT

Exclusive Touch-to-Open Technology for Estate Entrances by WinDoor® lets you gain entry to your home. Lock your door with a single touch. No need for a key or code to lock the door.

Satin Nickel PVD, Venetian Bronze, and Black hardware finishes available.



## COLOR OPTIONS\*



## WOODGRAIN OPTIONS\*



**AVAILABLE FRAME FINISHES:**

- 2605 Textured Powder
- 2605 Liquid Kynar

## GLASS TINTS\*


Entrances are available with impact- and intruder-resistant glass and a variety of thermally efficient glass types, including insulated glass with high performance Low-E coatings.



## PRIVACY GLASS\*



## GRIDS



## GRILLS



## BEADS



\*Color options, glass tint, and privacy glass colors may not be accurate representations. Other custom colors and wood finishes available upon request, subject to a minimum order size.





## ESTATE ENTRANCES

# *A WELCOME TRANSFORMATION.*

We believe luxury and performance go hand in hand. Our Estate Entrances by WinDoor® collection comprises a stunning range of doors that marry beauty and strength to transform the look of your home while offering effortless protection from the elements.

Our extensive variety of designs, finishes, hardware, glass, and sizes lets you achieve exceptional looks with distinctive style (that expresses your own). Every order is crafted to custom specifications — and to transcend the expected.



INVENT. BUILD. DELIVER.

A national manufacturer of premium windows and doors whose technically advanced products can withstand some of the toughest weather conditions on earth and are revolutionizing the way people live by unifying indoor and outdoor living spaces.

THE PGT INNOVATIONS FAMILY OF BRANDS

